

Name: Carolann Kiss

Dept: World Language

Date: Feb. 4, 2015

Topic: Flippity – a quiz show using Google Spreadsheet

Flippity can be used to create flashcards. But it can also be used as a quiz show (akin to Jeopardy) with Google Spreadsheet. Attached are instructions (via Flippity.net) to help you create your own quiz show. The first page “Easily Turn a Google Spreadsheet into a Quiz Show” takes you step by step how to create it. The next two pages allows you to actually see what the screen will look like, plus shows you how to create a template and copy the link.

Since this is a spreadsheet, the board itself with the number of rows and columns must remain intact. My first attachment shows you a full game board with all categories filled in. The second attachment contains just two categories. You can also reduce the number of teams involved by clicking on the + or – at the bottom of the screen.

Easily Turn a Google™ Spreadsheet Into a Quiz Show Like This:

	World Capitals	The Simpsons	Movies	En-espantol	Bees	Potpourri
Team 1 100				100	100	100
Team 2 300	200		200	200	200	200
Team 3 100	300		300	300	300	300
Team 4 300	400	400	400	400	400	400
	500	500	500	500	500	500

[see a demo](#)

Want to Make Your Own Quiz Show?

Step 1: Modify the Google Spreadsheet Template

- Make a copy of [this template](#). (You'll need to sign-in with your Google account.)
- Edit all the categories, questions, and answers.

Step 2: Publish Your Spreadsheet

- Go to **File, Publish to the Web...**, then click **Publish**.
- Copy the link under the **Link** tab.

Step 3: Get Your Flippity.net Link

- Click on the **Get the Link Here** tab of the template (at the bottom).
- Paste the link in the light blue cell to get the link to your Flippity Quiz Show.

Step 4: Click, Bookmark, and Share


- Click on the Flippity.net link to test out your game.
- Make a shortcut or bookmark to get back to the game whenever you want to play.
- Tell your friends and colleagues about Flippity.net.

Flippity is a powerful web tool that you can use with Google Spreadsheets to perform a variety of tasks. In the last [post](#) we published here we talked about how to use Flippity to create Flashcards and we visually demonstrated how teachers can go about creating their own flashcards using this tool. Today, we are sharing with you another great functionality provided by Flippity. This time you will get to learn how to use Flippity to create a Quiz Show from a Google Spreadsheet. Click here to see a [demo](#).

Year	100	200	300	400	500	600
Year 100				100	200	300
Year 300	200	300	200	300	200	200
Year 100	100	300	300	300	300	300
Year 300	400	400	400	400	400	400
	500	500	500	500	500	500


Here is how you can make your own Quiz Show using Flippity on Google Spreadsheets:

1- Click on [this template](#) and copy it to your Google Spreadsheet by clicking on "file" and "make a copy"



2- Now that you are on the copied version of that template, edit the text and type in the data you want to include in your Quiz Show.


3- Publish your sheet by clicking on "file" then "publish"




4- Copy the link under the link tab

KISS - Feb. 2015 - MP 2

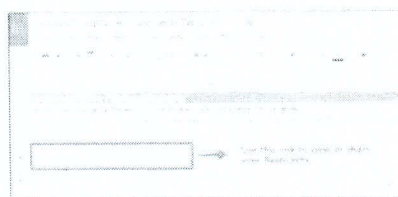
3



5- Now click on the "get the link here" tab of your template which is at the bottom



6- Paste that link in the light blue cell to get the link to your Flippity Quiz Show



Riss - Feb. 2015 - MP 2

4

	Quel, etc.	Tout, etc.	Finir, etc.	Sortir, etc.	Le PETIT Prince	Vocabulaire
Team 1 0	100	100	100	100	100	100
Team 2 0	200	200	200	200	200	200
Team 3 0	300	300	300	300	300	300
Team 4 0	400	400	400	400	400	400
	500	500	500	500	500	500

© 2009 Pippynet

monnaie-lyon.com

KISS - Feb. 2015 - MP2

5

	er verbs	Potpourri				
Team 1 0	100	100	100	100	100	100
Team 2 0	200	200	200	200	200	200
Team 3 0	300	300	300	300	300	300
Team 4 0	400	400	400	400	400	400
	500	500	500	500	500	500

www.Fixpro.net

High quality Advertiser only

KISS - Feb. 2015 - MP2

6