


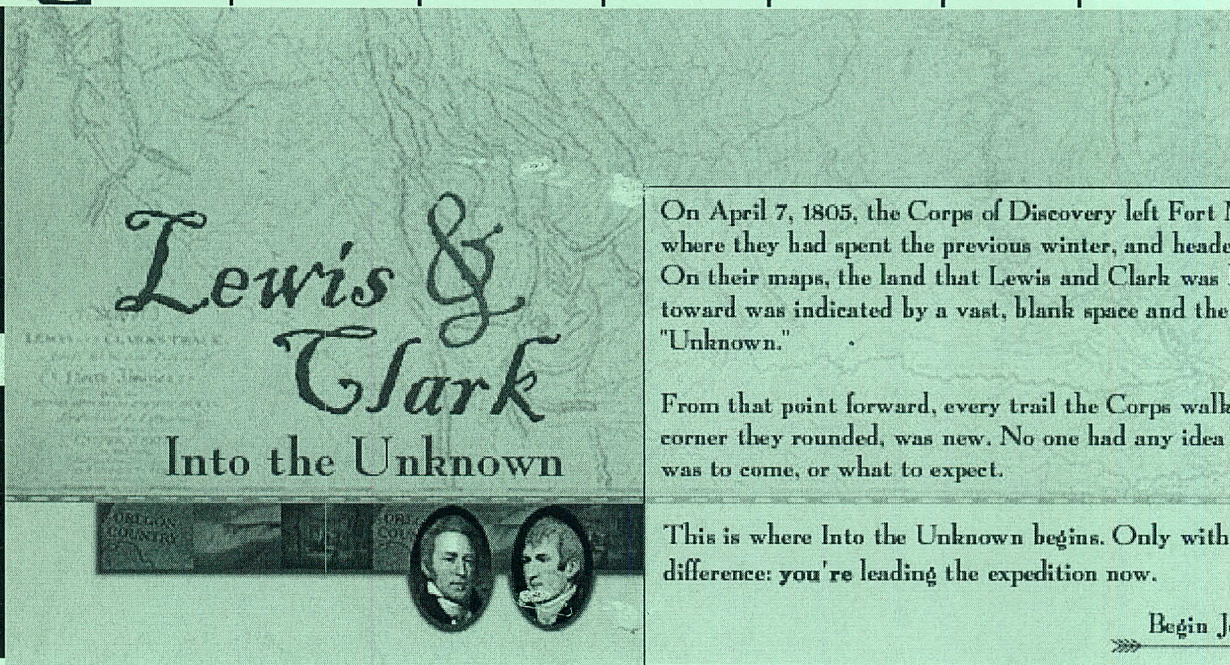
Tom Burton

US I Lesson

Topic: Lewis & Clark Expedition

Students will be given a graphic organizer on the Expedition of Lewis and Clark. Students will focus on: areas explored, challenges faced and new discoveries. Once students discuss what they may face on this expedition they will start their interactive journey using the web based pbs game. Students will have to try and complete this journey avoiding all dangers. As students progress through the game they will be filling in their graphic organizers with the previous mentioned topics. After each decision students will be shown an excerpt from the journals of Lewis and Clark that identifies their decisions/experiences throughout the expedition. Students will have to continue the journey until they safely complete the expedition like Lewis & Clark.

- 
- [Inside the Corps](#)
- [The Native Americans](#)
- [The Archive](#)
- [Living History](#)
- [Into the Unknown](#)
- [Forum with Ken Burns](#)
- [Classroom Resources](#)
- [Related Products](#)
- [Interactive Trail Map](#)
- [Search](#)




Lewis & Clark

Into the Unknown

On April 7, 1805, the Corps of Discovery left Fort Mandan where they had spent the previous winter, and headed west. On their maps, the land that Lewis and Clark was heading toward was indicated by a vast, blank space and the word "Unknown."

From that point forward, every trail the Corps walked in a corner they rounded, was new. No one had any idea what was to come, or what to expect.

This is where Into the Unknown begins. Only with one difference: you're leading the expedition now.

[Begin Journey](#) 

THIS ACTIVITY REQUIRES THE FLASH 5 PLAYER OR HIGHER. TO DOWNLOAD THE FREE FLASH PLAYER, [CLICK HERE](#) (YOU WILL BE REDIRECTED TO MACROMEDIA'S WEBSITE).



[CONTENTS](#) || [INTO THE UNKNOWN](#) || [SITE MAP](#) | [SEND FEEDBACK](#)

